

ICBPRO4850G



FEATURES

Scrubs the air of ethylene, mold, viruses, and bacteria every twenty minutes using NASA-based advanced air purification technology

Dual refrigeration technology preserves refrigerated foods with cool, moist air and frozen foods with frigid, dry air

Creates the ideal environment for produce in independently-controlled crisper drawer

Easy access to food with full-extension slide-out glass shelf with adjustable gates

Controls temperature within one degree of setpoint via intuitive exterior touch control panel

Locks in temperature and humidity with soft-close door hinge and magnetic seal on doors and drawers

Automatic ice maker with advanced water filtration system

Control brightness with soft-on LED lighting that fully illuminates the cavity, making food more visible and less likely to hide

Install directly within surrounding cabinetry for built-in, or add accessory panels for freestanding

Makes an iconic stainless-steel statement, inside and out

Protects food from spoilage through triple-pane, UV-resistant glass door

Rigorously tested to ensure decades of use

Exceptional support from Customer Care team



PRODUCT DETAILS

REFRIGERATOR

- LED refrigerator and freezer lights
- 4 glass refrigerator shelves (3 adjustable; 1 full-extension slide-out)
- 1 high-humidity crisper drawer with adjustable dividers
- 1 refrigerator storage drawer
- 2 stainless-steel slide-out bins
- Air purification system

FREEZER

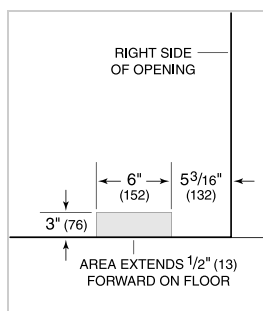
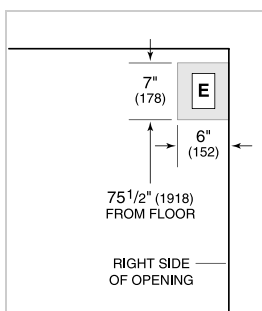
- 2 full-extension roll-out freezer drawers
- 3 stainless-steel adjustable freezer shelves
- Automatic ice maker with removable ice container

PRODUCT SPECIFICATIONS

Model	ICBPRO4850G
Dimensions	1219mmW x 2134mmH x 610mmD
Door Clearance	30 3/4"
Drawer Clearance	14 1/2"
Weight	399 kg
Refrigerator Gross Capacity	574 L
Refrigerator Storage Capacity	471 L
Freezer Gross Capacity	363 L
Freezer Storage Capacity	280 L
Electrical Supply	220-240 VAC; 50/60 Hz
Electrical Service	3 A
Receptacle	3-prong grounding-type

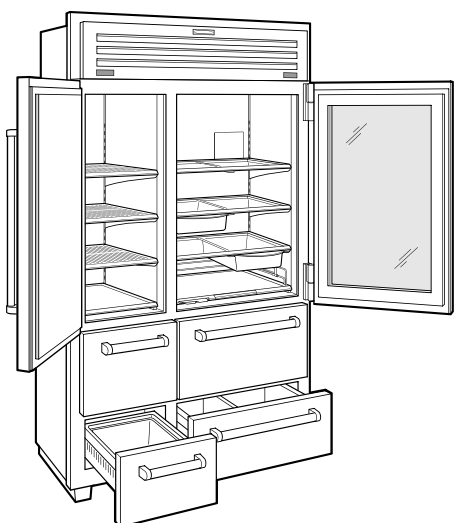
ELECTRICAL

PLUMBING



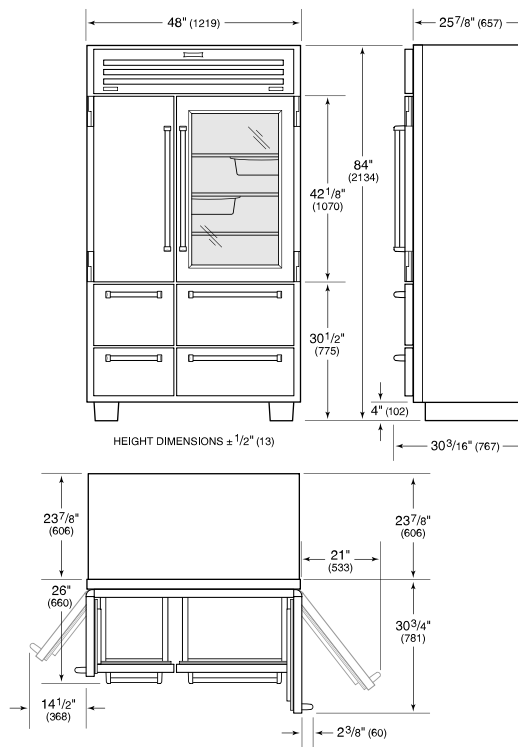
NOTE: Dimensions in parenthesis are in millimeters unless otherwise specified

INTERIOR VIEW

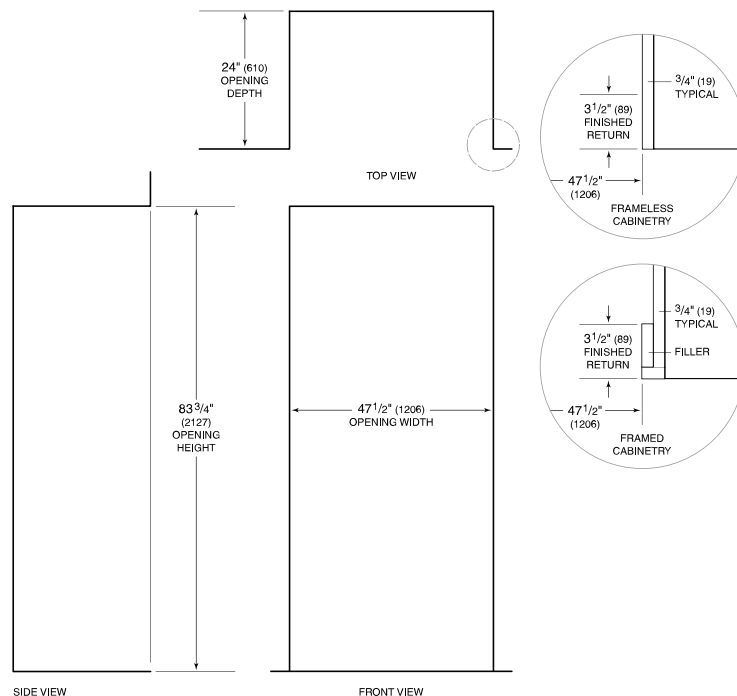


This illustration is intended for interior reference only and may not represent the exterior of the model being specified.

DIMENSIONS



STANDARD INSTALLATION



NOTE: 3 1/2" (89) finished returns will be visible and should be finished to match cabinetry.